



www.chiacolorlab.com

เจียคลอแลป 074-246808



**I AM** YOUR BIG MOMENTS



**D3300**

www.nikon-asia.com

*At the heart of the image*







Shot at ISO 800

## Striking images, even in low light, with the D3300

People are often disappointed with pictures taken on smartphones, having missed a fleeting moment, or perhaps night pictures turned out too noisy.

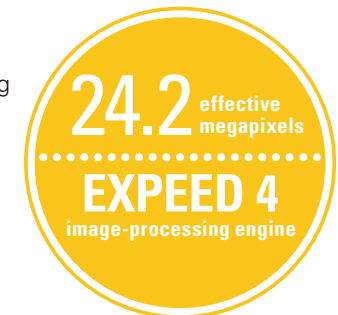
For such situations, try out Nikon's new D3300.

Despite having a very compact body, it has a big heart, with 24.2 effective megapixels and the new EXPEED 4 image-processing engine. With Nikon's exclusive NIKKOR interchangeable lenses, it delivers razor-sharp detail even in low-light situations. What's more, a range of advanced technologies makes it incredibly easy even for beginners.

Let the D3300 give you the quality pictures that your loved ones deserve.

- Excellent image quality thanks to the camera's 24.2-effective-megapixel capability and Nikon's own advanced technologies
- Fast-action capture with a maximum of 5-fps, high-speed continuous shooting
- Track moving subjects with confidence through the wide, clear optical viewfinder
- A more compact, lightweight combination of kit lens and body, featuring a sure, comfortable grip
- Apply your choice of 13 striking special effects to still images and movies\*
- WU-1a Wireless Mobile Adapter (optional) for sharing pictures via smart devices right after shooting

\* Creating movies with HDR painting and easy panorama is not possible.



# D3300



Three body colors are available





The texture of hair, skin and clothing remains finely depicted, even after being trimmed out and enlarged from the picture on the right.

# Feel the quality of 24.2 effective megapixels



Trimmed out section

**Precious details preserved: Superb image quality**

The D3300 packs a punch with a powerful image sensor featuring 24.2 effective megapixels, the same as that used by the D5300. The high-resolution kit lens lets you take unforgettable high-definition pictures with every detail depicted crisply and clearly. Even when you trim out and enlarge a portion of the photo, your image retains outstanding quality. And the newly optimized EXPEED 4 image-processing engine enables the camera to capture breathtakingly beautiful pictures with less grainy texture in dark scenes.






# The secret behind beautiful images



**Lenses that take full advantage of a high pixel count: NIKKOR lenses**  
Image quality largely depends on the lens you're using. Employing years of experience, Nikon's entire NIKKOR lens series, including the kit lenses, delivers sharp rendering and fully brings out the power of the D3300's high-pixel-count image sensor.



**The difference is in the details: 24.2 effective megapixels with DX-format image sensor**  
The image sensor is the heart of your camera. The D3300 provides 24.2 effective megapixels, the same as the D5300. Designed without an optical low-pass filter, the sensor captures fabulous high-definition images rendered by high-performance lenses.



**Extremely low noise and true-to-life color: New EXPEED 4 image-processing engine**  
The new EXPEED 4 image-processing engine really excels in color reproduction, as well as noise reduction at high ISO sensitivities. Photos are beautifully rendered, with rich color gradation and minimized noise, in both still images and movies. It also lets you easily create smooth Full HD videos at 60p.



## PICTURE CONTROL

**Helping you to achieve the desired image: Picture Control**  
Picture Control is Nikon's image creation system. Thanks to the new EXPEED 4 image-processing engine, the D3300's Picture Control renders your subjects even clearer and with more depth. Before shooting, select one of six preset options to match your subjects and situations. You can also adjust the image characteristics of each option based on your own creative ideas.

# Advancing the image quality even further

**Amazing performance in low light with minimum noise: ISO sensitivity range 100-12800**  
Have you ever found your images blurring when taking pictures of dark scenes? The D3300 has a wide light sensitivity of ISO 100 to 12800, and setting it high enables you to shoot at faster shutter speeds, thus reducing the effect of camera shake. This can sometimes cause a grainy texture in the picture, but with the new EXPEED 4 image-processing engine's excellent noise-reduction performance, this is minimized. With the D3300 you can enjoy shooting striking night landscapes, even without a tripod.



ISO 3200

**Beautifully balancing light and shade: Active D-Lighting**  
In pictures of children playing in the sunlight or in a room with a bright window, details and color gradation in bright sky or dark areas may sometimes be lost. But thanks to the new EXPEED 4 image-processing engine, the D3300's Active D-Lighting preserves more tones in both areas, capturing moments in true-to-life brightness!



Active D-Lighting: ON



Active D-Lighting: OFF





• Lens: AF-S DX NIKKOR 18-300mm f/3.5-5.6G ED VR • Exposure: [S] mode, 1/400 second, f/5.6 • White balance: Auto • Sensitivity: ISO 800 • Picture Control: Standard

Easy and comfortable

# Shooting at the speed of life

## Capture precious moments in fast action: 5-fps high-speed continuous shooting

The best moments only last for a split second. The D3300 offers high-speed continuous shooting of up to approx. 5 fps\*<sup>1</sup> for a maximum of 100 frames\*<sup>2</sup>. At that pace, you won't miss your child's best play on a sports field.

\*1 Assumes manual focus (MF), manual (M) or shutter-priority (S) auto exposure, a shutter speed of 1/250 s or faster, and other settings at default values.  
\*2 When pictures are shot at ISO 100 and a 16-GB SanDisk Extreme Pro SDHC UHS-I card is used for storage.

## Track moving subjects with confidence: Viewfinder shooting

Viewfinders help you capture the important, fleeting moments, as they allow you to easily track fast-moving subjects at a distance, like your child scoring the winning

goal at a sports event. The D3300's clear optical viewfinder, unlike an electronic viewfinder, delivers a view without color bleeding, letting you comfortably confirm your shot. Viewfinder shooting also minimizes camera shake and keeps the camera leveled, because the shooting style naturally requires supporting it with both hands as well as your forehead.

## Sharply capture moving subjects: 11-point AF system and four AF-area modes

The D3300 incorporates a high-speed and acutely accurate 11-point AF system. A cross-type sensor covers the most frequently used center area to deliver superior subject-acquisition and focusing performance. With Scene Recognition System, the D3300 provides great



11-point AF system for reliable subject acquisition

performance in subject acquisition and composition change detection. In auto-area AF mode, the camera achieves focus at the appropriate point by detecting background, foreground and subject. In 3D-tracking (11

points) mode, the focus point automatically changes to track the subject even if it moves or the composition changes, as long as the shutter-release button is pressed halfway. Single-point AF and dynamic-area AF are also available.






# Effortlessly shoot stills and movies

**Take advantage of the large LCD monitor:**

**Live view shooting**

You can enjoy comfortable live view shooting with the D3300, a style similar to taking pictures with compact digital cameras, thanks to its large, 7.5-cm/3.0-in. LCD monitor. With approx. 100% frame coverage, you can confirm the image you are shooting edge to edge. Live view shooting is great for casual snapshots, as well as for still-life shooting in which you want razor-sharp focus.



**Easy shooting in live view: Scene auto selector**

The scene auto selector, available in live view with the mode dial set to auto or auto (flash off)\*, automatically activates the most suitable scene mode, choosing the best settings for the situation. The icon of the selected mode, such as landscape or portrait, is displayed at the top left of the monitor.

\* When using autofocus.



Note: For situations not covered by portrait, landscape, close up or night portrait, auto or auto (flash off) will be selected.



**Experience high-quality videos with your digital SLR: D-Movie supports Full HD videos at 60p**

In addition to superb still pictures, the D3300 also delivers smooth, sharp, Full HD movies at 60p or 50p, with less noise in low-light conditions. You can create impressive movies, taking advantage of the beautiful background blur and superior rendering performance that NIKKOR lenses offer. The D3300's newly incorporated special effects let you add a unique touch to your videos too\*. In addition to the built-in microphone, you can employ the optional ME-1 Stereo Microphone, which lets you record a movie with rich stereo sound. When teamed with the AF-S DX NIKKOR 18-140mm f/3.5-5.6G ED VR, a lens capable of quieter auto-focusing, the camera will record superior sound with minimal noise from the lens.


Using the in-camera movie editing functions, you can delete unwanted portions and directly save a selected frame as a JPEG image.

\* Except for HDR painting and easy panorama.

**Achieve better focus in live view and movie shooting: Four AF-area modes**

Four AF-area modes are available for live view and movie shooting. Face-priority AF is especially convenient when you want to focus on your child's face in a commemorative photo. Normal-area AF is suitable when shooting stationary subjects in tack-sharp focus, while wide-area AF is convenient for landscape pictures. In these two modes, you can move the focus point anywhere in the frame by using the multi selector. For moving subjects, subject-tracking AF is convenient. Combining this with full-time-servo AF\*, you can easily capture running children or pets in sharp focus.

\* Not available with these special effects: photo illustration, color sketch, toy camera effect and miniature effect.



Face-priority AF



ME-1 Stereo Microphone attached to the D3300



**A small body and a small kit lens to match: Compact, lightweight system**



Carrying a digital SLR is now easier than ever. The D3300 is a much lighter, compact system than the D3200, because the new kit lens has become remarkably smaller

by employing a retractable lens mechanism. Despite its compact size, the camera body adopts a handy and comfortable grip, allowing users to hold the camera tightly and achieve pictures with less image blur. Three body colors are available: black, red or gray.

**Incredibly light, high-performance kit lens: AF-S DX NIKKOR 18-55mm f/3.5-5.6G VR II**

In addition to its incredibly compact, lightweight lens body, the AF-S DX NIKKOR 18-55mm f/3.5-5.6G VR II also features superb optical performance, finely depicting subjects. The Vibration Reduction (VR) function provides an effect equivalent to a shutter speed 4.0 stops faster\*, so that you can enjoy telephoto shooting without having to worry about the effect of camera shake. When using manual focus (MF), the minimum focus distance is 0.25 m/0.82 ft. You can easily get close to subjects and create wonderfully intimate shots.

\* Based on CIPA Standard. This value is achieved when attached to a DX-format D-SLR camera, with zoom set at the maximum telephoto position.



The D3300 with the AF-S DX NIKKOR 18-55mm f/3.5-5.6G VR II lens compared with the D3200 system (indicated by the blue lines and areas).

**Your assistant for low-light shooting: Built-in pop-up flash**

When you shoot in low-light, backlit or shaded conditions, the D3300 detects the scene and automatically pops up and fires the built-in flash\*.

\* When shooting mode is set to auto, portrait, child, close up, night portrait or special effects (super vivid, pop, photo illustration, color sketch and toy camera effect).



# A digital SLR with mobility you need

**Shortcut for settings and retouch menu: i button**

The **i** button, located on the back of the camera, is extremely convenient because you can quickly change settings without going to the menu while shooting. The retouch menu is accessible during playback.



**A simple and intuitive interface: Information display**

When you want to confirm the settings during viewfinder shooting, press the information button. The LCD monitor then displays settings like aperture, shutter speed and ISO sensitivity in a way that is easy to understand. Two interface designs are available: classic and graphic. With the graphic interface, the aperture is shown animated, so that you can understand the changes intuitively. Both designs come with three selectable background colors: blue, black or brown.



Black

**Free image-sharing and storage service: NIKON IMAGE SPACE**

"NIKON IMAGE SPACE" is an online image-sharing and storage service. Nikon users qualify for storage space of up to 20 GB, free of charge. It also features easy one-click sharing to Facebook and Twitter. For details, check the website.



**NIKON IMAGE SPACE**  
nikonimagespace.com

**Upload impressive photos to SNS instantly via smartphones: WU-1a Wireless Mobile Adapter (optional)**



The WU-1a Wireless Mobile Adapter enables wireless communication between the D3300 and smart devices. From the camera with the adapter attached, you can transfer selected photos to your iOS or Android™ smart device, and

upload them to social networking services right after shooting. You can change the size of pictures when transferring them to a smart device, and store location data acquired by the device on the images. Remote shooting is also available, enabling you to release the shutter from your smart device after confirming the scene on the screen.

Note: Connecting the WU-1a to a smart device requires installing Wireless Mobile Utility, which can be downloaded free from the application store of each smart device.



WU-1a Wireless Mobile Adapter attached to the D3300



## Your best shot: We'll take you there



k  
Portrait



Selective color



### Select the mode that corresponds to your subject: Scene modes

Scene modes let you easily create beautiful pictures, without the need to adjust many settings. Simply rotate the mode dial to one of six icons according to your subject — portrait, landscape, child, sports, close up, and night portrait. The D3300 automatically chooses the most appropriate settings and delivers beautiful image results.

k Portrait   l Landscape   p Child   m Sports   n Close up   o Night portrait



l Landscape



n Close up



p Child



### Step-by-step assistance, always at your side: Guide mode

The guide mode leads you through each step of camera operation required to take your ideal still pictures and movies. If you wish to create a picture with a blurred background emphasizing the subject, simply turn the mode dial to “GUIDE” and select “soften backgrounds” from the “Shoot/Advanced operation” option. The camera displays an assist image, so that you can confirm how the setting will change your picture. The D3300's guide mode offers a new “Retouch” option, providing assistance to in-camera image editing. With this guide mode, beginners can easily control the camera to achieve the pictures they want, all the while learning about digital-SLR photography!



Soften backgrounds



## Find expression within



Super vivid

### Release the artist in you with 13 easy-to-use effects: Special effects

Everyone wants to take more appealing and artistic still images and movies. The D3300 incorporates 13 special effects, which you can apply to pictures and movies before shooting. Simply set the mode dial to “EFFECTS” and select the option you want to apply. The resulting image appears on the LCD monitor

in real time, so that you can confirm how it will look before you shoot. Four new options are available on the D3300: easy panorama, super vivid, pop, and photo illustration — together offering you a wider range of expression than ever before!



### Special effects incorporated in the D3300

- Night vision • Super vivid • Pop • Photo illustration\*<sup>1</sup> • Color sketch\*<sup>1</sup> • Toy camera effect
- Miniature effect\*<sup>2</sup> • Selective color • Silhouette • High key • Low key • HDR painting\*<sup>3</sup>
- Easy panorama\*<sup>3</sup>

\*<sup>1</sup> A movie taken with these effects plays back like a slide show made up of a series of still images.  
\*<sup>2</sup> A movie taken with this effect plays back at high speed.  
\*<sup>3</sup> Movie recording and preview before shooting with these effects are not available.




Pop



Photo illustration



Toy camera effect



Easy panorama



See the world through our eyes

Choose your view: NIKKOR lenses

Image quality largely depends on the performance of the lens you're using. Thanks to the advanced optical and production technologies accumulated over the years, all NIKKOR lenses, including kit lenses, result in excellent image reproduction at high resolutions. Nikon has implemented cutting-edge technologies such as Vibration Reduction (VR) which compensates for camera shake, and the diverse selection of NIKKOR lenses lets you enjoy a whole new world of creative expression.



[Wide-angle zoom lens] Capture wide views



AF-S DX NIKKOR 10-24mm f/3.5-4.5G ED

This ultra-wide-angle zoom lens captures vast, dynamic landscapes. Its widest position of 10 mm delivers dramatic perspective and a sense of expansiveness to your pictures.

[Prime lens] Take more impressive portraits



AF-S DX NIKKOR 35mm f/1.8G

This lens produces a beautifully blurred, soft background that emphasizes your subject with a maximum aperture of f/1.8, creating impressive portraits. The large aperture also ensures that your pictures turn out great in low light without a tripod.

[Micro lens] Portray small subjects dynamically



AF-S DX Micro NIKKOR 40mm f/2.8G

This compact, lightweight micro lens dynamically captures small subjects, while creating a beautifully blurred background. Take stunning close-ups of subjects like flowers or cakes.

[Normal zoom lens] Get close to distant subjects



AF-S DX NIKKOR 18-140mm f/3.5-5.6G ED VR

Featuring an approx. 7.8x zoom coverage, this new lens can be used for subjects both nearby or far away. The VR offers an effect equivalent to a shutter speed 4.0 stops faster\*, contributing to the excellent image quality. Capable of quieter autofocus, the lens is also effective for movie recording.

\* Based on CIPA Standard. This value is achieved when attached to a DX-format digital SLR camera, with zoom set at the maximum telephoto position.

Extended creativity, enhanced quality



Bounce flash, using the SB-300, illuminates the baby with soft natural light.

Perfect for simple bounce flash operation: SB-300 Speedlight

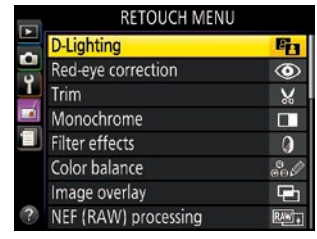
Compact and lightweight. The flash head can rotate up to 120 degrees upward, which is convenient for bounce operation. Recommended as an entry-level Speedlight because of its simple, handy functions and operability.



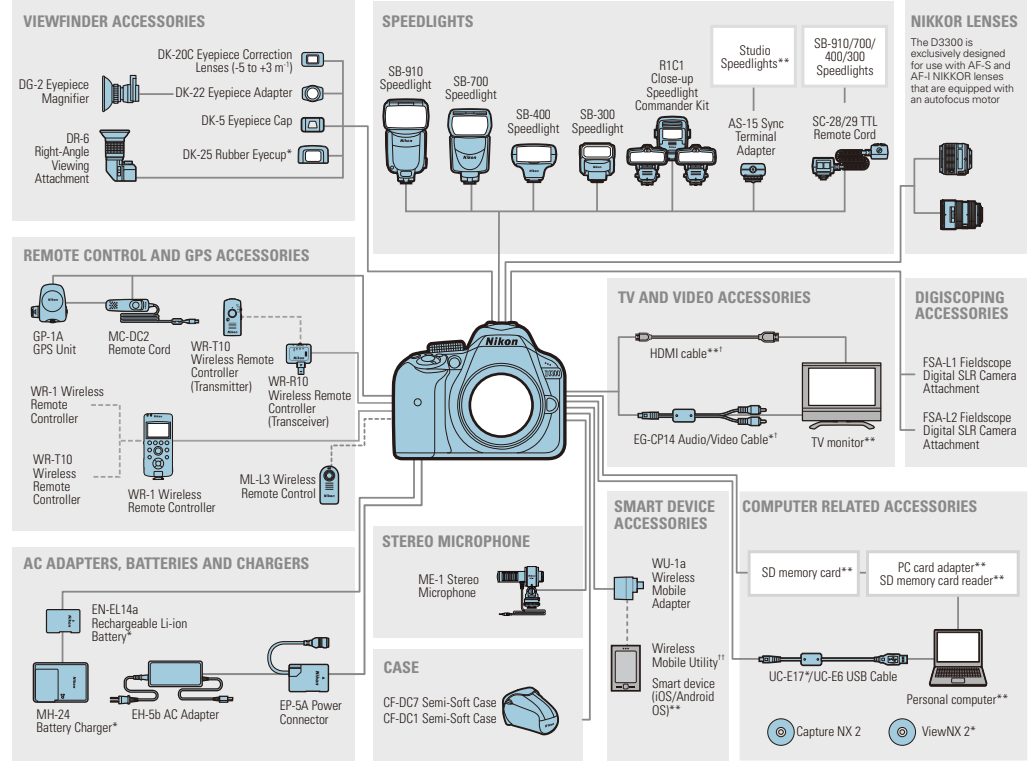
SB-300 attached to the D3300

Twenty options for enhancement after shooting, right in your camera: Retouch menu

You can edit still pictures and movies right in the camera with the D3300. With 20 in-camera retouch menu options, you can easily enhance or add a creative touch to your pictures. The new, D-Lighting (portrait subjects) option highlights and emphasizes human subjects while maintaining the same background brightness. This is highly effective for subjects that are backlit and appear too dark. Movie editing is also available.



System chart



† When a movie with sound recorded in stereo using an optional ME-1 Stereo Microphone is viewed on a television connected to the camera via an audio video cable, the audio output is monaural. HDMI connections support stereo output.  
†† Can be downloaded from the application store of each smart device (free).  
\*Supplied accessories \*\*Non-Nikon products

Your imaging toolbox: ViewNX 2 (supplied)

ViewNX 2 is software that lets you easily view and edit pictures and movies shot with the D3300. You can import and browse, and apply image-editing functions like resize, brightness, crop, straighten and NEF (RAW) image processing. The Picture Control Utility application is also included, letting you adjust the image characteristics of each option. Movie-editing functions also help you create your own original movies quickly and easily.





Nikon Digital SLR Camera D3300 Specifications

Type	Single-lens reflex digital camera
Lens mount	Nikon F mount (with AF contacts)
Effective angle of view	Nikon DX format; focal length equivalent to approx. 1.5x that of lenses with FX-format angle of view
Effective pixels	
Effective pixels	24.2 million
Image sensor	
Image sensor	23.5 × 15.6 mm CMOS sensor
Total pixels	24.78 million
Dust-reduction system	Image Sensor Cleaning, Image Dust Off reference data (optional Capture NX 2 software required)
Storage	
Image size (pixels)	• <b>I</b> (easy panorama) mode: Normal (horizontal pan) 4800 × 1080; normal (vertical pan) 1632 × 4800; wide (horizontal pan) 9600 × 1080; wide (vertical pan) 1632 × 9600 • Other modes: 6000 × 4000 (large); 4496 × 3000 (medium); 2992 × 2000 (small)
File format	• NEF (RAW): 12 bit, compressed • JPEG: JPEG-Baseline compliant with fine (approx. 1.4), normal (approx. 1.8) or basic (approx. 1.16) compression • NEF (RAW) + JPEG: Single photograph recorded in both NEF (RAW) and JPEG formats
Picture Control System	Standard, Neutral, Vivid, Monochrome, Portrait, Landscape; selected Picture Control can be modified
Media	SD (Secure Digital) and UHS-I compliant SDHC and SDXC memory cards
File system	DCF (Design Rule for Camera File System) 2.0, DPOF (Digital Print Order Format), Exif (Exchangeable Image File Format for Digital Still Cameras) 2.3, PictBridge
Viewfinder	
Viewfinder	Eye-level pentamirror single-lens reflex viewfinder
Frame coverage	Approx. 95% horizontal and 95% vertical
Magnification	Approx. 0.85x (50mm f/1.4 lens at infinity, -1.0 m <sup>-1</sup> )
Eye point	18 mm (-1.0 m <sup>-1</sup> ; from center surface of viewfinder eyepiece lens)
Diopter adjustment	-1.7 to +0.5 m <sup>-1</sup>
Focusing screen	Type B BriteView Clear Matte Mark VII screen
Reflex mirror	Quick return
Lens aperture	Instant return, electronically controlled
Lens	
Compatible lenses	Autofocus is available with AF-S and AF-I lenses; Autofocus is not available with other type G and D lenses, AF lenses (IX NIKKOR and lenses for the F3AF are not supported) and AI-P lenses; Non-CPU lenses can be used in mode M but the camera exposure meter will not function The electronic rangefinder can be used with lenses that have a maximum aperture of f/5.6 or faster
Shutter	
Type	Electronically controlled vertical-travel focal-plane shutter
Speed	1/4000 to 30 s in steps of 1/3 EV; Bulb; Time
Flash sync speed	X=1/200 s; synchronizes with shutter at 1/200 s or slower
Release	
Release mode	<b>8</b> (single frame), <b>s</b> (continuous), <b>J</b> (quiet shutter release), <b>E</b> (self-timer) * (delayed remote; ML-L3), # (quick-response remote; ML-L3)
Frame advance rate	Up to 5 fps (Frame rates assume manual focus, manual or shutter-priority auto exposure, a shutter speed of 1/250 s or faster, and other settings at default values)
Self-timer	2 s, 5 s, 10 s, 20 s; 1 to 9 exposures
Exposure	
Metering	TTL exposure metering using 420-pixel RGB sensor
Metering method	• Matrix metering: 3D color matrix metering II (type G, E and D lenses); color matrix metering II (other CPU lenses) • Center-weighted metering: Weight of 75% given to 8-mm circle in center of frame • Spot metering: Meters 3.5-mm circle (about 2.5% of frame) centered on selected focus point

Range (ISO 100, 1/1.4 lens, 20°C/68°F)	• Matrix or center-weighted metering: 0 to 20 EV • Spot metering: 2 to 20 EV
Exposure meter coupling	CPU
Mode	Auto modes (i auto; j auto [flash off]); programmed auto with flexible program ( <b>P</b> ); shutter-priority auto ( <b>S</b> ); aperture-priority auto ( <b>A</b> ); manual ( <b>M</b> ); scene modes (k portrait; l landscape; p child; m sports; n close up; o night portrait); special effects modes (% night vision; S super vivid; T pop; U photo illustration; g color sketch; * toy camera effect; (miniature effect; 3 selective color; 1 silhouette; 2 high key; 3 low key; ) HDR painting; l easy panorama)
Exposure compensation	Can be adjusted by -5 to +5 EV in increments of 1/3 EV in <b>P</b> , <b>S</b> , <b>A</b> and <b>M</b> modes
Exposure lock	Luminosity locked at detected value with <b>A</b> (L) button
ISO sensitivity	ISO 100 to 12800 in steps of 1 EV; can also be set to approx. 1 EV
(Recommended Exposure Index)	(ISO 25600 equivalent) above ISO 12800; auto ISO sensitivity control available
Active D-Lighting	On, off
Focus	
Autofocus	Nikon Multi-CAM 1000 autofocus sensor module with TTL phase detection, 11 focus points (including one cross-type sensor) and AF-assist illuminator (range approx. 0.5 to 3 m/1 ft 8 in. to 9 ft 10 in.)
Detection range	-1 to +19 EV (ISO 100, 20°C/68°F)
Lens servo	• Autofocus (AF): Single-servo AF (AF-S); continuous-servo AF (AF-C); auto AF-S/ AF-C selection (AF-A); predictive focus tracking activated automatically according to subject status • Manual focus (MF): Electronic rangefinder can be used
Focus point	Can be selected from 11 focus points
AF-area mode	Single-point AF, dynamic-area AF, auto-area AF, 3D-tracking (11 points)
Focus lock	Focus can be locked by pressing shutter-release button halfway (single-servo AF) or by pressing <b>A</b> (L) button
Flash	
Built-in flash	i, k, p, n, o, S, T, U, g, *: Auto flash with auto pop-up <b>P, S, A, M</b> : Manual pop-up with button release
Guide number	Approx. 12/39, 12/39 with manual flash (m/ft, ISO 100, 20°C/68°F)
Flash control	TTL: i-TTL flash control using 420-pixel RGB sensor is available with built-in flash and SB-910, SB-900, SB-800, SB-700, SB-600, SB-400 or SB-300; i-TTL balanced fill-flash for digital SLR is used with matrix and center-weighted metering, standard i-TTL flash for digital SLR with spot metering
Flash mode	Auto, auto with red-eye reduction, auto slow sync, auto slow sync with red-eye reduction, fill-flash, red-eye reduction, slow sync, slow sync with red-eye reduction, rear-curtain with slow sync, rear-curtain sync, off
Flash compensation	-3 to +1 EV in increments of 1/3 EV
Flash-ready indicator	Lights when built-in flash or optional flash unit is fully charged; flashes after flash is fired at full output
Accessory shoe	ISO 518 hot-shoe with sync and data contacts and safety lock
Nikon Creative Lighting System (CLS)	Advanced Wireless Lighting supported with SB-910, SB-900, SB-800 or SB-700 as a master flash or SU-800 as commander; Flash Color Information Communication supported with all CLS-compatible flash units
Sync terminal	AS-15 Sync Terminal Adapter (available separately)
White balance	
White balance	Auto, incandescent, fluorescent (7 types), direct sunlight, flash, cloudy, shade, preset manual, all except preset manual with fine-tuning
Live view	
Lens servo	• Autofocus (AF): Single-servo AF (AF-S); full-time-servo AF (AF-F) • Manual focus (MF)
AF-area mode	Face-priority AF, wide-area AF, normal-area AF, subject-tracking AF
Autofocus	Contrast-detect AF anywhere in frame (camera selects focus point automatically when face-priority AF or subject-tracking AF is selected)
Automatic scene selection	Available in i and j modes
Movie	
Metering	TTL exposure metering using main image sensor
Metering method	Matrix

Frame size (pixels) and frame rate	• 1920 × 1080, 60p (progressive)/50p/30p/25p/24p, ★ high/normal • 1280 × 720, 60p/50p, ★ high/normal • 640 × 424, 30p/25p, ★ high/normal Frame rates of 30p (actual frame rate 29.97 fps) and 60p (actual frame rate 59.94 fps) are available when NTSC is selected for video mode; 25p and 50p are available when PAL is selected for video mode; Actual frame rate when 24p is selected is 23.976 fps
File format	MOV
Video compression	H.264/MPEG-4 Advanced Video Coding
Audio recording format	Linear PCM
Audio recording device	Built-in monaural or external stereo microphone; sensitivity adjustable
ISO sensitivity	ISO 100 to 12800; can also be set to approx. 1 EV (ISO 25600 equivalent) above ISO 12800
Monitor	
Monitor	7.5-cm/3-in., approx. 921k-dot (VGA) TFT LCD with 170° viewing angle, approx. 100% frame coverage, and brightness adjustment
Playback	
Playback	Full-frame and thumbnail (4, 9 or 72 images or calendar) playback with playback zoom, movie and panorama playback, photo and/or movie slide shows, histogram display, highlights, auto image rotation, picture rating and image comment (up to 36 characters)
Interface	
USB	Hi-Speed USB
Video output	NTSC, PAL
HDMI output	Type C mini-pin HDMI connector
Accessory terminal	• Wireless remote controllers; WR-1, WR-R10 • Remote cord; MC-DC2 • GPS units; GP-1/GP-1A (all available separately)
Audio input	Stereo mini-pin jack (3.5-mm diameter); supports optional ME-1 Stereo Microphone
Supported languages	
Supported languages	Arabic, Bengali, Bulgarian, Chinese (Simplified and Traditional), Czech, Danish, Dutch, English, Finnish, French, German, Greek, Hindi, Hungarian, Indonesian, Italian, Japanese, Korean, Marathi, Norwegian, Persian, Polish, Portuguese (Portugal and Brazil), Romanian, Russian, Serbian, Spanish, Swedish, Tamil, Telugu, Thai, Turkish, Ukrainian, Vietnamese
Power source	
Battery	One EN-EL14a Rechargeable Li-ion Battery
AC adapter	EH-5b AC Adapter; requires EP-5A Power Connector (available separately)
Tripod socket	
Tripod socket	1/4 in. (ISO 1222)
Dimensions/weight	
Dimensions (W × H × D)	Approx. 124 × 98 × 75.5 mm/4.9 × 3.9 × 3 in.
Weight	Approx. 460 g/1 lb 0.2 oz (with battery and memory card but without body cap); approx. 410 g/14.5 oz (camera body only)
Operating environment	
Temperature	0 to 40°C/32 to 104°F
Humidity	85% or less (no condensation)
Accessories	
Supplied accessories	EN-EL14a Rechargeable Li-ion Battery, MH-24 Battery Charger, DK-25 Rubber Eyecup, UC-E17 USB Cable, EG-CP14 Audio/Video Cable, AN-DC3 Camera Strap, BF-1B Body Cap, ViewNX 2 CD-ROM

• The SD, SDHC and SDXC logos are trademarks of the SD-3C, LLC. • PictBridge is a trademark. • HDMI, the HDMI logo and High-Definition Multimedia Interface are trademarks or registered trademarks of HDMI Licensing, LLC. • Android™ is a trademark of Google Inc. • Facebook® is a registered trademark of Facebook. • Products and brand names are trademarks or registered trademarks of their respective companies. • Images in viewfinders, on LCDs and monitors shown in this material are simulated.



Specifications and equipment are subject to change without any notice or obligation on the part of the manufacturer. January 2014

© 2014 Nikon Corporation

**WARNING**

**TO ENSURE CORRECT USAGE, READ MANUALS CAREFULLY BEFORE USING YOUR EQUIPMENT. SOME DOCUMENTATION IS SUPPLIED ON CD-ROM ONLY.**



**Nikon Singapore Pte Ltd** 23 Church Street, Unit #13-07, Capital Square, Singapore, 049481 [www.nikon.com.sg](http://www.nikon.com.sg)  
**Nikon Hong Kong Ltd.** Suite 1001, 10F, Cityplaza One, 1111 King's Road, Taikoo Shing, Hong Kong [www.nikon.com.hk](http://www.nikon.com.hk)  
**Nikon (Malaysia) Sdn. Bhd.** 11th Floor, Block A, Menara PKNS, No. 17, Jalan Yong Shook Lin, 46050 Petaling Jaya, Selangor Darul Ehsan, Malaysia [www.nikon.com.my](http://www.nikon.com.my)  
**Nikon Australia Pty Ltd.** Suite 501, Level 5, 5 Rider Boulevard, Rhodes, NSW 2138, Australia [www.nikon.com.au](http://www.nikon.com.au)  
**Nikon India Private Limited** Plot no 17, Sector 32, Institutional Area, Gurgaon 122001, Haryana, India [www.nikon.co.in](http://www.nikon.co.in)  
**Nikon Sales (Thailand) Co., Ltd.** 195 Empire Tower, 45th Floor, River Wing East, South Sathorn Rd, Yannawa, Sathorn, Bangkok 10120, Thailand [www.nikon.co.th](http://www.nikon.co.th)  
**Nikon Middle East FZE** Level 4, The Galleries bldg 2, Downtown Jebel Ali, P.O. Box 261908, Dubai, UAE [www.nikon-me.com](http://www.nikon-me.com)  
**PT Nikon Indonesia** Wisma 46 – Kota BNI 35th floor, Jl. Jend. Sudirman Kav.1, Jakarta, 10220, Indonesia [www.nikon.co.id](http://www.nikon.co.id)  
**NIKON CORPORATION** Shin-Yurakucho Bldg., 12-1, Yurakucho 1-chome, Chiyoda-ku, Tokyo 100-8331, Japan [www.nikon.com](http://www.nikon.com)